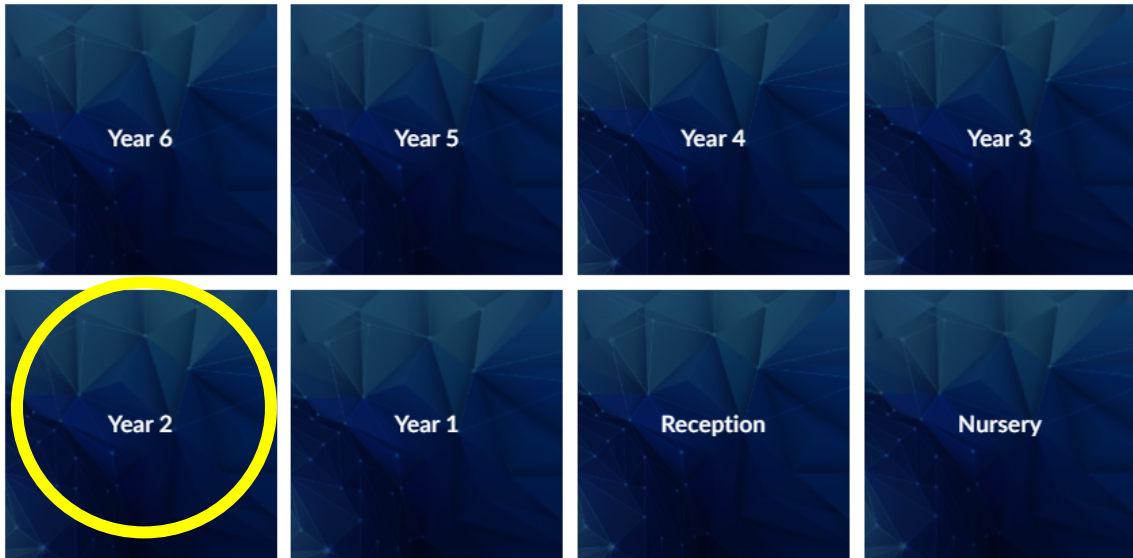


Blowers Green Primary: School at Home **Year 2**

Thursday 7th May 2020



E-mail: yeartwo@blowers.dudley.sch.uk

Good morning Class 2!

As tomorrow is a special bank holiday we have set you a range of fun and creative activities based around VE day as well as today's home learning. These activities will help you if you want to take part in the history competition. The information for this is also on today's learning page.

You can e-mail any questions you might have to the e-mail address above.

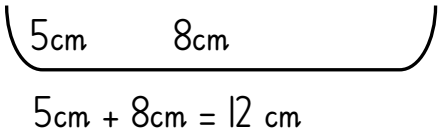
Some supporting materials are at the bottom (after the table below). Keep scrolling down to find them!

Good luck and well done for continuing your learning and working so hard!

We are really missing seeing you.

Stay safe and have fun!

Mrs Potter & Miss Pylypiak-Clancy

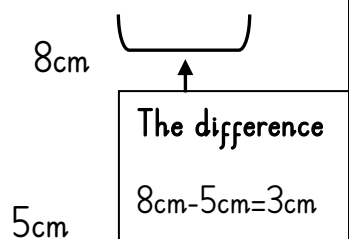
Subject	Task
PE	<p>Live at 9am every day, take part in 'P.E. with Joe Wicks' using the link below:</p> <p>https://www.youtube.com/channel/UCAxWIXTOiEJo0TYIRfn6rYQ</p>
Maths	<p><u>Warm your maths brains up today by:</u></p> <ul style="list-style-type: none"> Get someone in your household to test you on your 2x tables. <p>Order these lengths from smallest to largest. Do as many as you can.</p> <p><u>Remember</u> a meter (m), = 100 cm. A meter is the size of the meter stick we have in class.</p> <ol style="list-style-type: none"> 5 cm 2cm 1cm 3cm 7cm 4cm 10 cm 5cm 6cm 1m 6m 3m 20m 13m 23m 4m 11m 11 cm 4cm 3m 6cm 21 m 21 cm 12m <p>Finding the total and the difference between lengths</p> <p>We often need to add lengths together, or find the difference between lengths.</p> <p>If we are asked to total, or add lengths together, we make an addition number sentence to find the answer.</p> <p><u>For example:</u> Total the lengths of the toy car and lorry. The car is 5cm long. The lorry is 8 cm long.</p> <div style="text-align: center; margin-top: 20px;"> <div style="display: flex; justify-content: space-around; align-items: center;"> <div style="text-align: center;">5cm</div> <div style="text-align: center;">8cm</div> <div style="margin-left: 20px;">  </div> </div> </div>

Remember: draw your tens and ones to help you add.

If we are asked to **find the difference** between two lengths, we make a **subtraction** number sentence to find the answer. **Remember**, the biggest length goes first in the subtraction number sentence.

For example: Find the difference between the length of the lorry and the car.

5 cm 8cm



Remember, you might need to do a fair swap when you subtract.

When we add or subtract lengths, we must make sure we write the unit of measurement. That might be **centimeters (cm)** or **meters (m)**. Otherwise, even if you have used the correct numbers, your answer will be wrong!

Find the answers. Do as many as you can. Start on **red**, then **yellow**, then **green**.
Do the challenge attached below if you can.

Find the:

1. total of 4cm and 2cm

2. total of 7cm and 3cm

3. total of 3cm and 11cm

4. difference between 7 cm and 8cm

5. total 15 cm and 18cm

6. difference between 22 cm and 17 cm

7. total of 27 cm and 25cm

8. difference between 17cm and 36 cm

9. total of 37 cm and 45 cm

10. difference between 17cm and 84cm

11. total of 53cm and 29 cm

12. difference between 87 cm and 58 cm

Phonics

Phonics Play

Go to the website <https://www.phonicsplay.co.uk/>. Use the free login provided on the

site to login, then select your phase. Practise for 10 mins.

Tip: If you get stuck, type in 'Mr Thorne does phonics' into YouTube. He can help!

Writing

This week we will be continuing to focus our writing on the story of 'The Selfish Crocodile' by Faustin Charles.



The little mouse climbs into the crocodile's mouth, treading carefully over his sharp, deadly teeth.

We want to tell our reader what the crocodile's teeth look and feel like. Look at the picture and make two lists like ours below of ad jectives. Use the word mats attached below to help you.



Feel

Look



razor-sharp pearly white

smooth dangerous

piercingly sharp deadly

Now we are going to write a two ad jective sentence to describe the crocodile's teeth as the mouse climbs over them. To make your sentence more interesting, you could use a different word for 'climbed'. Write as many sentences as you can.

	<p>Here is our sentence:</p> <p>The mouse <u>clambered</u> over the crocodile's <u>razor-sharp</u> and <u>deadly</u> teeth.</p> <p><u>Challenge</u></p> <p>Use a simile to tell me how sharp the crocodile's teeth are. A simile compares something to something similar. Have a think of different things that are really sharp like a knife, razor or a pencil that has just been sharpened by Miss Patel's sharpener. Here is our example:</p> <p>The crocodile's teeth were as sharp as a freshly sharpened pencil.</p> <p>Remember: If you find this tricky, use your phonics and the word bank to fill in the gaps in my sentence.</p> <p>The mouse climbed over the crocodiles _____ and _____ teeth.</p>
Reading	<p>Practise your reading skills by trying the activities attached below. Start on activity 1, then try activity 2 if you can.</p>
VE Day History	<p><u>Task 1:</u></p> <p>Read the information cards attached below to help you understand what VE day is and why it is so important.</p> <p>Remember: If this is tricky ask a grown up to help you!</p> <p><u>Task 2:</u></p> <p>To celebrate VE day many people had parties in the streets, this is something people still do every year as part of the VE day celebrations.</p>



1945



Now

Today we would like you to prepare for the VE day celebrations that will be happening tomorrow. We would like you to have your own celebration in the safety of your home to celebrate VE day and how the conflicts came to an end 75 years ago.

First, we would like you to design some special bunting to hang in a room or your garden where the celebrations will take place. Below are some pictures to help you. You will need some paper, pencils or crayons, string and scissors. Remember if you haven't got some of these items, ask a grown up to help you make another type of decoration, such as a paper hat or flag.



Then, we would like you to learn some of these VE day songs, the words are on screen to help you.

Remember: If this is too tricky, just watch, listen and enjoy!

<https://www.youtube.com/watch?v=jpjbPFrQCHw>

This song is also fun:

<https://www.bbc.co.uk/cbbc/watch/horrible-histories-songs-ve-day-song>

Tip: To make your VE day celebration even more special you could ask an adult to help you prepare some special party food and watch the VE day celebrations on your TV.

As well as your home learning Mrs. Potter has attached a special competition to celebrate VE day. This information is on your class page for today.

Extra fun:

We watch and read the news every day to find out what is going on in our towns, country and world. You can also watch the news every day at

https://www.bbc.co.uk/newsround/news/watch_newsround.

Watch the news today, and answer this question:


What was the most interesting thing you found out?

Math's challenge

1.

Mo measures his pencil at the start of Year 2, halfway through Year 2 and at the end of Year 2

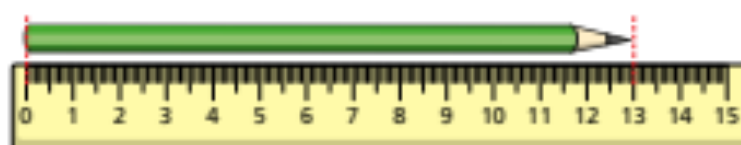
A



B



C



- a) Which picture (A, B or C) shows the pencil at the start of Year 2?

Picture _____

How do you know?

- b) What is the difference between the longest and shortest length?

cm

2. Jack, Teddy and Aisha buy cards for Dora's birthday.



- Teddy's card is 12 cm high.
- Jack's card is half the height of Teddy's card.
- Aisha's card is 3 cm taller than Teddy's card.

a) What is the height of Jack's card?

 cm

b) What is the height of Aisha's card?

 cm

c) What is the difference in height between Jack's card and Aisha's card?

 cm

3.

Kim is 87 cm tall and Huan is 78 cm tall.

Kim is taller than Brett.

Huan is shorter than Brett.

Circle all the heights that Brett could be.

80 cm

87 cm

78 cm

86 cm

4.

The Year 2 classroom is 13 m long.

The Year 3 classroom is 8 m longer than the Year 2 classroom.

a) How long is the Year 3 classroom?

 m

b) The Year 4 classroom is 3 m shorter than the Year 2 and Year 3 classrooms together.

How long is the Year 4 classroom?

 m

Writing activity 1

feel





Wanted!

8 Have you seen this dangerous criminal? Known as
16 'Wolf', this sneaky creature gobbles up old ladies
24 and dresses up in their pink, flowery nightgowns.
32 Last seen at Grandma's lovely cottage in the
41 woods, Wolf hid in her bed beneath the covers.
50 He wore a white bonnet and small, round glasses
62 at the end of his nose but he may not be wearing
71 them now. Watch out for his sharp, pointed teeth
81 and thick, grey fur. He is roughly two metres tall.
91 If you see Wolf, do not approach him; phone the
94 police straight away.

Quick Questions

1. Why might Wolf not be wearing those clothes now?



2. Which word does the author use which means the same as 'eats'?



3. Where did Wolf hide?



4. Where might Wolf have gone?

Mary Anning's Diary

- 2 Dear diary,
- 12 As I walked down the beach in Dorset with my
- 20 brother Joe, something odd caught his eye. When
- 30 we looked closer, we could see it was a skull
- 40 sticking out of a rock. I got my hammer and
- 49 started to chip away at the rock until we
- 57 uncovered a skeleton. It looked like a crocodile
- 68 but I later found out that we had found the very
- 79 first fossil of a dinosaur that lived in the sea. I
- 88 am going to go fossil hunting every day now
- 99 with my dog, Tray. I cannot wait to see what I
- 101 will find.
- 104 Love from Mary.



Quick Questions

1. Number these facts from 1 to 3 to show the order they appear in the text.
- ☐ Mary got her hammer.
- ☐ Mary and Joe walked down the beach.
- ☐ They uncovered a skeleton.



2. What do you think Mary and Joe did with the fossil?



3. Why might Mary be excited to find more fossils?



4. What was Mary's dog called?



History: VE Day:

LONDON VE DAY

After suffering so many bombing raids, London was the place to be on VE Day and anyone who could reach the city did so. The centre of London was full of people wearing red, white and blue, waving flags, dancing and singing. Fireworks filled the sky with flashes of light.



VICTORY IN EUROPE

Victory in Europe Day/ VE Day took place on May 8th 1945. It was a public holiday and day of celebration to mark the defeat of Germany by the Allied forces in World War 2.

VE Day marked the formal conclusion of the war with Germany and brought to an end six years of suffering, courage and endurance across the world.



A MEMORABLE NIGHT

Later that evening, Princess Elizabeth and Princess Margaret slipped out of Buckingham Palace to experience the celebrations for themselves. They stood amongst the joyful crowds below the royal balcony.

HM Queen Elizabeth II recalled in 1985:

"... my sister and I realised we couldn't see what the crowds were enjoying ... so we asked my parents if we could go out and see for ourselves ... After crossing Green Park we stood outside and shouted, 'We want the King', and were successful in seeing my parents on the balcony. I think it was one of the most memorable nights of my life."



TIME TO CELEBRATE

On May 7th 1945, in the presence of senior officers from Britain, America, Russia and France, Germany surrendered unconditionally. At last, there was peace in Europe.

As news of the surrender spread, the war-weary British began to rejoice straight away. People ran out on to the streets, hanging bunting and banners and dancing. Church bells pealed and everyone brought out food to share at street parties.

Tuesday May 8th was to be a national day of celebration; Victory in Europe Day.

"THE GERMAN WAR IS AT AN END."

On VE Day, everyone, both in London and at home sitting by their wireless sets, wanted to hear just one man: Winston Churchill. At 3pm the Prime Minister broadcast to the nation: the war was over



Crowds gathered in Trafalgar Square and up The Mall, waiting for Winston Churchill and King George VI to make an appearance on the balcony of Buckingham Palace.

"THIS IS YOUR VICTORY!"

Shortly after Churchill's speech, King George VI, Queen Elizabeth and the two princesses came out onto the balcony at Buckingham Palace. It was to be the first of eight appearances by the King and Queen on VE Day. When the doors onto the balcony were opened again at 5.30pm, the Royal Family stepped out accompanied by the man of the hour, Churchill. Churchill later told the crowds: "This is your victory!"



